

Activity Name: Ocean Box

Supplies for activities needed:

- Egg Carton
- Something to Color with
- Glue
- Shells
- Rocks
- Marbles
- Glitter
- Ocean animals (stickers, hand drawn, or printed)

School Readiness Outcomes (SRO) goals met:


- Identifying sounds in words








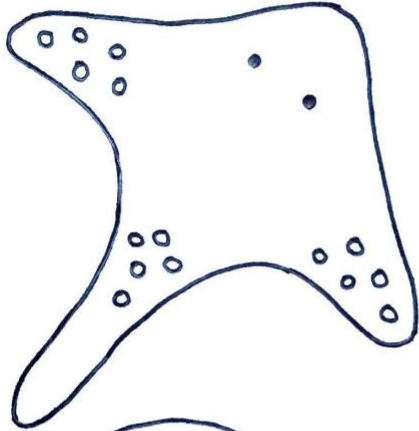


Instructions

1. Color your egg carton with something blue (paint, markers, crayons etc.)
2. Then while paint is wet you can add glitter if you want it to appear as though the water is sparkling
3. Then glue on your rocks, marbles, and seashells. (If these materials are unavailable draw or print them offline. Be creative)
4. Lastly, add your ocean animals to the box. These can be hand drawn, stickers, or printed offline

Extension Activity Ideas

- Label the animals you used in your ocean box
- Be creative; invent your own ocean animal and give it a name!





*Sviatlana Balybina*

*Sviatlana Balybina*