





Supplies for activities needed:

- Scissors

Activity Name: Sorting Pictures!

- School Readiness Outcomes (SRO) goals met:
 - Sorts different items together
- Instructions
 1. Cut out all the different pictures carefully.
 2. Once you have done that, lay them all out so you can see each picture.
 3. Match them together by colors!
- Extension activity ideas
 - Play memory! Put all the pictures face down and take turns with a friend or parents trying to get the correct colored matches.





A

